



Caledonian

FIRETOX LSZH Flame Retardant Power & Control Cables

www.caledonian-cables.com

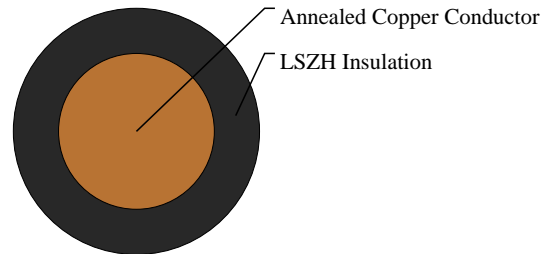

marketing@caledonian-cables.com

450/750V LSZH Insulated, Non-sheathed Power Cables to BS EN 50525-3-41 (Single Core)

FTX100 07Z-U(CU/LSZH 450/750V Class1)

BS Code: 6491B

HAR Code: H07Z-U



APPLICATIONS

The cables are mainly used in power stations, mass transit underground passenger systems, airports, petrochemical plants, hotels, hospitals and high-rise buildings. This product type is CE and TUV approved.

STANDARDS

Basic design to BS EN 50525-3-41(formerly BS 7211)

APPROVALS

CE Certification (N8A 17 06 98200 005)

TUV Certification (B 17 06 98200 002)

FIRE PERFORMANCE

Flame Retardance (Single vertical wire or cable test)	IEC 60332-1-2; EN 60332-1-2
Halogen Free	IEC 60754-1; EN 50267-2-1
No Corrosive Gas Emission	IEC 60754-2; EN 50267-2-2
Minimum Smoke Emission	IEC 61034-2; EN 61034-2

VOLTAGE RATING

450/750V

CABLE CONSTRUCTION

Conductor: Copper conductor according to BS EN 60228 class 1.

H07Z-U: 1.5-10mm² Class 1 solid copper conductor to BS EN 60228.

Insulation: Crosslinked polyolefin material type EI 5 according to EN 50363-5.

Insulation Option: UV resistance, hydrocarbon resistance, oil resistance, anti-rodent and anti-termite properties can be offered as option.

COLOUR CODE



Caledonian

FIRETOX LSZH Flame Retardant Power & Control Cables

www.caledonian-cables.com

marketing@caledonian-cables.com

Black, Blue, Brown, Grey, Orange, Pink, Red, Turquoise, Violet, White, Green and Yellow.

PHYSICAL AND THERMAL PROPERTIES

Maximum temperature range during operation: 90°C

Maximum short circuit temperature (5 Seconds): 250°C

Minimum bending radius

D<8mm: 4 x Overall Diameter

8mm<=OD<=12mm: 5 x Overall Diameter

OD>12mm: 6 x Overall Diameter

Electrical Properties

Conductor operating temperature: 90°C

Ambient temperature: 30°C

DIMENSION AND PARAMETERS

No. of Cores x Cross-sectional Area	Conductor Class	Nominal Insulation Thickness	Overall Diameter (min.)	Overall Diameter (max.)	Approx. Weight
No.xmm ²		mm	mm	mm	kg/km
1x6	1	0.8	4.1	5.0	73

Current-Carrying Capacities (Amp) according to BS 7671:2008 table 4E1A

Conductor Cross-sectional Area	Ref. Method A 2cables, 1-phase a.c. or d.c.	Ref. Method A 3/4 cables, 3-phase a.c.	Ref. Method B 2 cables, 1-phase a.c. or d.c.	Ref. Method B 3/4 cables, 3-phase a.c.	Ref. Method C 2 cables, 1-phase a.c. or d.c. flat and touching	Ref. Method C 3/4 cables, 3-phase a.c. flat and touching or trefoil
mm ²	A	A	A	A	A	A
6	45	40	54	48	59	54

Voltage Drop (Per Amp Per Meter) according to BS 7671:2008 table 4E1B

Conductor Cross-sectional Area	2 cables d.c.	Ref. Methods A,B 2 cables, 1-phase a.c.	Ref. Methods C,F 2 cables, 1-phase a.c. (Cables touching)	Ref. Methods C,F 2 cables, 1-phase a.c. (Cables spaced)	Ref. Methods A,B 3 or 4 cables, 3-phase a.c.	Ref. Methods C,F 3 or 4 cables, 3-phase a.c. (Cables touching,Trefoil)	Ref. Methods C,F 3 or 4 cables, 3-phase a.c. (Cables touching,Flat)	Ref. Methods C,F 3 or 4 cables, 3-phase a.c. (Cables spaced,Flat)
mm ²	mV/A/m	mV/A/m	mV/A/m	mV/A/m	mV/A/m	mV/A/m	mV/A/m	mV/A/m
6	7.9	7.9	7.9	7.9	6.8	6.8	6.8	6.8




Rated voltage



BS EN 50525-3-41



Flame Retardancy
IEC 60332-1-2



Halogen Free
IEC 60754-1



Low Corrosivity
IEC 60754-2



Low Smoke Emission
IEC 61034-2